



C/LC/Thin Series

High-end look & sound



C/LC/Thin Series

When it comes to a nice interior, how it looks is just as important as how it functions. We kept this in mind while designing our C and THIN series of in-ceiling speakers. Your speakers can be easily hidden up in your ceilings with no fear of sacrificing sound quality. These speakers feature technologies usually found in floor standing models but can disappear into the rooms décor. With a wide range of models offered, it's easy to find the perfect speaker to fit any application. Tons of features make these speakers some of the most versatile on the market. Top-of-the-line cone material, whether it's a carbon fiber, silk or aluminum, is used in every tweeter and woofer. Voice imaging control, EZGrill™, level controls, ported baskets and toggle mounting are just a few more features you can find in this series. Our CL-70v comes with 70 volt and 8 ohm settings for both commercial and home application. What's more, both the THIN and CL-70v come with backbox included, making for a quick and easy install.













CL-70v

CP-6

CPD-6

THIN-CEILING-P

	<p>LC-6</p> <p>Speaker Type: In-ceiling, 2 way Woofers: 6.5" polypropylene Tweeter: .75" mylar Power: 5 - 60 watts Impedance: 8Ω 70v Taps: --- Freq Response: 55 - 20k Hz Sensitivity: 88 dB Grill Type: Micromesh, aluminum</p> <p>Finish Dims: 9.5" (240mm) diameter, 2.75" (69mm) deep Cutout Dims: 8.25" (208mm) diameter</p> <p>Family:  ARCHES</p>	<p>LC-8</p> <p>Speaker Type: In-ceiling, 2 way Woofers: 8" polypropylene Tweeter: 1" mylar tweeter Power: 5 - 75 watts Impedance: 8Ω 70v Taps: --- Freq Response: 40 - 20k Hz (+/- 3dB) Sensitivity: 89 dB (2.83 volts/1 meter, +3 dB) Grill Type: Micromesh, aluminum</p> <p>Finish Dims: 11" (280mm) diameter, 3.4" (86mm) deep Cutout Dims: 9.6" (245 mm) diameter</p> <p>Family:  ARCHES</p>	<p>CL-70v</p> <p>Speaker Type: In-ceiling, 2 way Woofers: 6.5" polypropylene Tweeter: .75" silk Power: 80 watts Impedance: 8Ω or 70V 70v Taps: 2.5W - 25W selectable Freq Response: 95 - 20k Hz. Sensitivity: 86dB Grill Type: Micromesh aluminum, backbox included</p> <p>Finish Dims: 9.5" (240mm) diameter, 5.9" (150mm) deep Cutout Dims: 8.25" (208mm) diameter</p> <p>Family:  ARCHES</p>	<p>THIN-CEILING-P</p> <p>Speaker Type: in-ceiling, 2-way Woofers: 5" Injected polypropylene Tweeter: 1" silk soft dome Power: 5 - 75 watts Impedance: 8Ω 70v Taps: --- Freq Response: 65 - 20k Hz Sensitivity: 90 dB Grill Type: Framless steel, backbox included</p> <p>Finish Dims: 6.75" (171mm) diameter, 2.38" (60mm) deep Cutout Dims: 5.5" (140mm) diameter</p> <p>Family:  POWELL</p>
	<p>CP-6</p> <p>Speaker Type: In-ceiling, 2 way Woofers: 6.5" polypropylene Tweeter: .75" silk soft dome, swivel Power: 5 - 80 watts Impedance: 8Ω Freq Response: 52 - 20k Hz Sensitivity: 90 dB Grill Type: Micromesh, aluminum</p> <p>Finish Dims: 9.5" (239mm) diameter, 2.75" (70mm) deep Cutout Dims: 8.25" (208mm) diameter</p> <p>Family:  BRYCE</p>	<p>CP-8</p> <p>Speaker Type: In-ceiling, 2 way Woofers: 8" polypropylene Tweeter: 1" silk soft dome, swivel Power: 5 - 100 watts Impedance: 8Ω Freq Response: 42 - 20k Hz Sensitivity: 90 dB Grill Type: Micromesh, aluminum</p> <p>Finish Dims: 11" (280mm) diameter, 3.5" (91mm) deep Cutout Dims: 9.75" (249mm) diameter</p> <p>Family:  BRYCE</p>	<p>CPD-6</p> <p>Speaker Type: In-ceiling, dual voice coil Woofers: 6.5" polypropylene Tweeter: (2) .75" silk soft dome, swivel Power: 5 - 80 watts Impedance: 8Ω Freq Response: 52 - 20k Hz Sensitivity: 90 dB Grill Type: Micromesh, aluminum</p> <p>Finish Dims: 9.5" (239mm) diameter, 2.7" (70mm) deep Cutout Dims: 8.2" (208mm) diameter</p> <p>Family:  BRYCE</p>	<p>CPD-8</p> <p>Speaker Type: In-ceiling, dual voice coil Woofers: 8" polypropylene Tweeter: (2) 1" silk soft dome, swivel Power: 5 - 100 watts Impedance: 8Ω Freq Response: 42 - 20k Hz Sensitivity: 90 dB Grill Type: Micromesh, aluminum</p> <p>Finish Dims: 11" (280mm) diameter, 3.5" (91mm) deep Cutout Dims: 9.7" (249mm) diameter</p> <p>Family:  BRYCE</p>