








EDD SERIE		ED32D	ED40D	ED46D	ED55D	ED65D	ED75D	
								
<b>Panel</b>	Diagonal Size	32"	40"	48"	55"	65"	75"	
	Type	60Hz LED BLU	60Hz D-LED BLU	60Hz D-LED BLU	120Hz D-LED BLU	60Hz LED BLU	120Hz LED BLU	
	Resolution	1366x768 (16:9)	1920x1080 (16:9)	1920x1080 (16:9)	1920x1080 (16:9)	1920 x 1080 (16:9)	1920 x 1080 (16:9)	
	Pixel Pitch(mm)	0.17025(H) x 0.51075(V)	0.15375(H) x 0.46125(V)	0.183(H) x 0.549(V)	0.21(H) x 0.63(V)	0.248(H) x 0.744(V)	0.2865(H) x 0.8595(V)	
	Active Display Area(mm)	697.6845(H) x 392.256(V)	885.6(H) x 498.15(V)	1054.08(H) x 592.92(V)	1209.48(H) x 680.4(V)	1428.48(H) x 803.52(V)	1650.24(H) x 928.26(V)	
	Brightness(Typ.)	330nit	450nit	450nit	450nit	400nit	320nit	
	Contrast Ratio(Typ.)	4000:1	5000:1	5000:1	5000:1	4,000:1	4,000:1	
	Viewing Angle(H/V)	178/178	178/178	178/178	178/178	178/178	178/178	
	Response Time(G-to-G)	8ms	8ms	8ms	8ms	6.5ms	4ms	
	Display Colors	16.7M	10bit Dithering - 1.07Billion	10bit Dithering - 1.07Billion	10bit Dithering - 1.07Billion	10bit Dithering - 1.07Billion	10bit Dithering - 1.07Billion	
Color Gamut	70%	72%	72%	72%	70%	70%		
<b>Display</b>	Dynamic C/R	50,000 : 1(AV Mode)	50,000 : 1(AV Mode)	50,000 : 1(AV Mode)	50,000 : 1(AV Mode)	50,000 : 1(AV Mode)	50,000 : 1(AV Mode)	
	H-Scanning Frequency	30 ~ 81kHz	30 ~ 81kHz	30 ~ 81kHz	30 ~ 81kHz	30 ~ 81kHz	30 ~ 81kHz	
	V-Scanning Frequency	48 ~ 75Hz	48 ~ 75Hz	48 ~ 75Hz	48 ~ 75Hz	48 ~ 75Hz	48 ~ 75Hz	
	Maximum Pixel Frequency	148.5MHz	148.5MHz	148.5MHz	148.5MHz	148.5MHz	148.5MHz	
<b>Connectivity</b>	INPUT	RGB	Analog D-SUB, DVI-D	Analog D-SUB, DVI-D	Analog D-SUB, DVI-D	Analog D-SUB, DVI-D	Analog D-SUB, DVI-D	
		VIDEO	CVBS, Component, HDMI	CVBS, Component, HDMI	CVBS, Component, HDMI	CVBS, Component, HDMI	CVBS, Component, HDMI	
		AUDIO	Stereo mini Jack	Stereo mini Jack	Stereo mini Jack	Stereo mini Jack	Stereo mini Jack	
	OUTPUT	RGB	N/A	N/A	N/A	N/A	N/A	
		VIDEO	N/A	N/A	N/A	N/A	N/A	
		AUDIO	Stereo mini Jack	Stereo mini Jack	Stereo mini Jack	Stereo mini Jack	Stereo mini Jack	
	EXTERNAL CONTROL	Power Out	N/A	N/A	N/A	N/A	N/A	
EXTERNAL SENSOR		RS232C(in/out) thru stereo jack	RS232C(in/out) thru stereo jack	RS232C(in/out) thru stereo jack	RS232C(in/out) thru stereo jack	RS232C(in/out) thru stereo jack		
<b>Power</b>	Type	Internal	Internal	Internal	Internal	Internal	Internal	
	Power Supply	AC 100 - 240 V~ (+/- 10 %), 50/60 Hz	AC 100 - 240 V~ (+/- 10 %), 50/60 Hz	AC 100 - 240 V~ (+/- 10 %), 50/60 Hz	AC 100 - 240 V~ (+/- 10 %), 50/60 Hz	AC 100 - 240 V~ (+/- 10 %), 50/60 Hz	AC 100 - 240 V~ (+/- 10 %), 50/60 Hz	
	Power Consumption	Max[W/h]	77	110	121	120	230	360
		Typical[W/h]	47	76	88	120	190	247
		BTU(Max)	262.57	375.1	412.61	562.65	988.9	1227.6
		Sleep mode	less than 0.5W	less than 0.5W	less than 0.5W	less than 0.5W	less than 1W	less than 1W
		Off mode	less than 0.5W	less than 0.5W	less than 0.5W	less than 0.5W	less than 1W	less than 1W
<b>Mechanical</b>	Dimension (mm)	Set	736 x 434.5 x 93.7	925.4 x 541.0 x 93.6	1057.7 x 615.8 x 94.8	1247.7 x 722.9 x 94.8	1467.4 x 848.0 x 64.9	1675.0 x 959.1 x 64.8
		Package	826 x 530 x 162	1005 x 615 x 151	1154 x 723 x 165	1381 x 838 x 170	1600 x 980.5 x 217	1853 x 1100 x 488
	Weight (kg)	Set	6.0	9.3	11.9	18.3	28.8	28.8
		Package	7.6	11.4	14.6	23.4	33.8	48.8
	VESA Mount		200*200mm	200*200mm	400*400mm	400*400mm	400*400mm	400*400mm
	Protection Glass		N/A	N/A	N/A	N/A	N/A	N/A
	Stand Type		Foot Stand (Optional)	Foot Stand (Optional)	Foot Stand (Optional)	Foot Stand (Optional)	Foot Stand (Optional)	Foot Stand (Optional)
	Media Player Option Type		N/A	N/A	N/A	N/A	PIM	PIM
Bezel Width (mm)		16.3mm(Bottom 20.4mm)	17.4mm(Bottom 20.4mm)	17.4mm(Bottom 20.8mm)	17.0mm(Bottom 21.5mm)	18.0mm(Bottom 23.5mm)	10.9mm(Bottom 16.9mm)	
<b>Operation</b>	Operating Temperature	0°C - 40°C		0°C - 40°C		0°C - 40°C		
	Humidity	10~80%		10~80%		10~80%		
<b>Feature</b>	Key	LED LFD	LED LFD	LED LFD	LED LFD	LED LFD	LED LFD	
	Special	HW	Built in Speaker(10W + 10W), PIP/PBP, Narrow Bezel, Light Weight, RS232 In/Out 1 D-Sub & 1 HDMI, No function key	Built in Speaker(10W + 10W), PIP/PBP, Narrow Bezel, Light Weight, RS232 In/Out 1 D-Sub & 1 HDMI, No function key	Built in Speaker(10W + 10W), PIP/PBP, Narrow Bezel, Light Weight, RS232 In/Out 1 D-Sub & 1 HDMI, No function key	Built in Speaker(10W + 10W), PIP/PBP, Narrow Bezel, Light Weight, RS232 In/Out 1 D-Sub & 1 HDMI, No function key	Built in Speaker(10W + 10W), PIP/PBP, Narrow Bezel, Light Weight, RS232 In/Out 1 D-Sub & 1 HDMI	Built in Speaker(10W + 10W), PIP/PBP, Narrow Bezel, Light Weight, RS232 In/Out 1 D-Sub & 1 HDMI
	Operating System	N/A	N/A	N/A	N/A	N/A	N/A	
<b>Certification</b>	Safety	EN60950-1	EN60950-1	EN60950-1	EN60950-1	EN60950-1	EN60950-1	
	EMC	Class A	Class A	Class A	Class A	Class A	Class A	
	Environment	ENERGY STAR 6.0 (USA)	ENERGY STAR 6.0 (USA)	ENERGY STAR 6.0 (USA)	ENERGY STAR 6.0 (USA)	ENERGY STAR 6.0 (USA)	ENERGY STAR 6.0 (USA)	
<b>Accessories</b>	Included	Quick Setup Guide, Warranty Card, D-Sub cable, Power Cord, Remote Controller, Batteries	Quick Setup Guide, Warranty Card, D-Sub cable, Power Cord, Remote Controller, Batteries	Quick Setup Guide, Warranty Card, D-Sub cable, Power Cord, Remote Controller, Batteries	Quick Setup Guide, Warranty Card, D-Sub cable, Power Cord, Remote Controller, Batteries	Quick Setup Guide, Warranty Card, D-Sub cable, Power Cord, Remote Controller, Batteries	Quick Setup Guide, Warranty Card, D-Sub cable, Power Cord, Remote Controller, Batteries	
	Optional	Stand	STN-L32D, STN-L3240E	STN-L32D, STN-L3240E	STN-L4055AD, STN-L4655E	STN-L4055AD, STN-L4655E	STN-L4055AD, STN-L6500E	STN-L75E
		Mount	WMN4070SD WMN250MD	WMN4070SD WMN250MD	WMN4270SD WMN250MD	WMN4270SD WMN250MD	WMN4675MD	WMN4675MD
Specialty	CML400D (Ceiling Mount)	CML400D (Ceiling Mount)	CML450D (Ceiling Mount)	CML450D (Ceiling Mount)	CML450D (Ceiling Mount)	CML450D (Ceiling Mount)		
<b>Media Player</b>	CPU							
	N/B							
	S/B							
	GPU							
	FDH/HDD							
	Memory		N/A	N/A	N/A	N/A	N/A	
Ethernet Connectivity	USB							
	Output							
	Others							