







# EH515

## 1080p Full 3D Installation Projector



-  **4 corner Geometric Correction** for easy installation of basic stacking solutions or on uneven walls
-  **1.8x Zoom** - excellent image from a short or long distance
-  **Vertical/ Horizontal keystone and lens shift** for various applications
-  **Bright Projection at 5500 ANSI lumens** for large installations
-  **Full Control over LAN and RS-232** using Crestron, IP Link, Extron PJ-Link, and Telnet
-  **Two 10-Watt speakers** for excellent sound



The Optoma EH515 is a Full HD professional Installation projector, ideal for corporate environments, house of worship and Pro-AV installs. EH515 DLP technology provides accurate colors and great contrast for dark and white images. This great projector is furnished with advanced features to facilitate a quick installation.

Features include: Four corner correction (ideal for image stacking or uneven walls), Horizontal and Vertical Lens shift and Keystone together with x1.8 zoom ratio, permit a quick setup and easy usability from any angle.

Equipped with a variety of inputs, including HDMI built in MHL technology, allows you to connect to a wide variety of HD devices to easily display your content. In addition, the environmentally friendly EH515 has energy saving features including Eco+ lamp power management, <0.5W standby mode and auto power off, saving you both time and money by prolonging your lamp life.



### CONNECTIVITY (May require optional accessories)



Computers



Smart Phones



Tablets



3D Blu-ray/DVD Players



Camcorders



Digital Cameras



Apple TV®




Chromecast™

### Technology/Features



# EH515 – 1080p: Perfect for Corporate Presentations and Detailed Images



- |                          |                        |                        |
|--------------------------|------------------------|------------------------|
| 1. Kensington™ Lock Port | 10. S-Video            | 19. Composite Video    |
| 2. Power                 | 11. Audio3-In (RCA)    | 20. Audio2-In (3.5 mm) |
| 3. LAN                   | 12. Audio1-In (3.5 mm) | 21. Wired Remote       |
| 4. micro USB (service)   | 13. Audio-Out (3.5 mm) | 22. MIC-In (3.5 mm)    |
| 5. HDMI1-In (MHL)        | 14. USB (Power 1.5a)   | 23. Key Pad            |
| 6. HDMI2-In              | 15. 3D Vesa            | 24. Power On Button    |
| 7. Display Port          | 16. 12V Trigger        | 25. Menu               |
| 8. VGA1-In (YPbPr)       | 17. VGA2-In (YPbPr)    | 26. Information        |
| 9. VGA-Out               | 18. RS-232C            |                        |



## OPTICAL/TECHNICAL SPECIFICATIONS

<b>Display Technology</b>	Single 0.65" 1080p chip, DLP® Technology by Texas Instruments™
<b>Native Resolution</b>	1080p (1920 x 1080)
<b>Maximum Resolution</b>	1080p (1920 x 1080)
<b>Brightness</b>	5500 ANSI lumens
<b>Contrast Ratio</b>	10,000:1 (full on/full off)
<b>Displayable Colors</b>	1.07 Billion
<b>Lamp Life</b>	3000/4000 hrs (Bright/ECO)
<b>Lamp Type*</b>	365W
<b>Projection Method</b>	Front, rear, ceiling mount, table top
<b>Keystone Correction</b>	±30° Vertical; ±30° Horizontal
<b>Uniformity</b>	80%
<b>Offset</b>	Vertical: 105% (±5% Variance)
<b>Lens Shift</b>	Vertical: + 25% Horizontal: ±10% (constraints apply see user manual for details)
<b>Aspect Ratio</b>	16:9 (Native), 4:3, Auto
<b>Throw Ratio</b>	1.2:1~2.16:1
<b>Projection Distance</b>	4.27'~26.24' (1.3~8.0 m)
<b>Image Size</b>	27.2"~301.1" (0.69~7.64 m) diagonal 16:9
<b>Projection Lens</b>	F=17.63~31.36 mm; manual focus
<b>Optical Zoom</b>	1.8x Manual zoom
<b>Digital Zoom</b>	0.8~2.0
<b>Audio</b>	20-Watt
<b>Noise Level</b>	28dB
<b>Remote Control</b>	IR and wired control
<b>Operating Temperature</b>	41~113°F (5~45°C), 85% max humidity
<b>Power Supply</b>	AC input 100~240V, 50~60 Hz, auto-switching
<b>Power Consumption</b>	445W (Bright), 335W Max (ECO), <0.5W (Standby)
<b>High Altitude</b>	Operating Temperature at sea level 10,000 feet = 73.4°F (23°C) max; must manually switch to high altitude mode at 5,000 feet

## PHYSICAL SPECIFICATIONS

<b>Security</b>	Kensington® lock port, security bar and password protection
<b>Weight</b>	13 lb (5.9 kg)
<b>Dimensions (W x H x D)</b>	16.7" x 6.3" x 13.5" (424 x 160 x 344 mm)

## COMPATIBILITY SPECIFICATIONS

<b>Computer Compatibility</b>	UXGA, SXGA, XGA, SVGA, VGA, WXGA, HD, Mac
<b>Video Input Compatibility</b>	PAL (B, D, G, H, I, M, N, 4.43MHz), NTSC (M, J, 3.58MHz, 4.443MHz), SECAM (B, D, G, K, L, 4.25MHz, 4.4MHz, 480i/p, 576i/p, 720p(50/60Hz), 1080i(50/60Hz) 1080p(24/50/60Hz)
<b>3D Compatibility†</b>	Side-by-Side: 1080i(50/60Hz) Frame-pack: 1080p(24Hz), 720p(50/60Hz) Over-Under: 1080p(24Hz), 1080i(50/60Hz), 720p(50/60Hz) 3D glasses are needed and are sold separately. Refer to user manual for details.
<b>Vertical Scan Rate</b>	24–85 Hz (120 Hz for 3D feature projector)
<b>Horizontal Scan Rate</b>	15.375–91.146 KHz
<b>I/O Connection Ports</b>	1x Display port, 2x HDMI 1.4a + MHL, 2x VGA-In, 1x VGA out, Composite Video, S-Video, 3x Audio-In (stereo, 3.5mm and RCA), 1x Audio-Out (3.5mm jack), 1x Mic in (3.5mm jack), 12v trigger, USB type-A 5V, 3D Sync vesa port, RS-232C, mini-USB (service/control), RJ45, AC power (3 pin)

### Warranty

3-Year parts and labor limited warranty on the projector, 1-year lamp warranty or 1000 hours (whichever comes first)

### In the Box (Standard Accessories)

EH515 projector, AC power cord, VGA cable, remote control, batteries, multilingual CD-ROM user's manual, basic user manual, and warranty card

### Optional Accessories

Universal ceiling mount, Optoma screen, DLP® Link™ 3D glasses, wireless HDMI system

### Accessory Part Numbers

Lamp: SP.72109GC01	Remote: SP.72101GC01
RF 3D Glasses: ZF2300Glasses	RF 3D Emitter: BC300
DLP® Link™ 3D glasses: ZD302	
Universal ceiling mount: OCM815B, OCM815W, OCM818B-RU, OCM818W-RU	
Wireless accessories: WHD200, HDCast Pro - Black, WPS-PRO, BI-EXTBG03	

UPC 796435 41 958 5

\*Lamp life is dependent upon many factors, including lamp mode, display mode, usage, environmental conditions and more. Lamp brightness can decrease over time.

† 3D content can be viewed with RF of DLP® Link active shutter 3D glasses when projector is used with a compatible 3D player. RF 3D glasses require the use of an RF 3D emitter and a projector with a 3D VESA Sync port. Please visit [www.OptomaUSA.com](http://www.OptomaUSA.com) for more information.