







# 3D GAMING PROJECTOR GT1080



## PLAY BIGGER, HARDER, FASTER



-  Larger than life gaming in a large or small room; project a 100" diagonal image from only 3.5 ft from the screen
-  All digital connectivity, 2x HDMI ports for Lowest latency and faster response time (free HDMI cable included)
-  25,000:1 contrast ratio for faster target acquisition
-  MHL enabled HDMI port, display games and movies from your mobile phone or tablet
-  VESA 3D Sync Port
-  Powerful built-in audio
-  Long lamp life for worry-free gaming



Experience games and movies the way you have never seen before on an Optoma GT1080 High Definition gaming projector.

Designed for serious gamers like you, the Optoma GT1080 delivers super-fast 2800 lumens bright HD games to the screen with stunning color accuracy and a 25,000:1 contrast ratio for maximum image detail and improved visibility. Allowing you to acquire and assess information easily and to formulate a faster, more accurate response to defeat your opponents.

Equipped with the level of all digital connectivity you need for today's gaming gear, the Optoma GT1080 will keep you on top with two HDMI ports, MHL connectivity, VESA 3D sync port, razor sharp 0.5:1 short throw lens to deliver larger than life images even in space constrained environments, powerful 10-Watt audio, 12V output, whisper quiet operation and up to 6500-hour long lamp life for worry-free gaming.

## CONNECTIVITY (May require optional accessories)



## 3D HOME THEATER PROJECTOR — GT1080

### OPTICAL/TECHNICAL SPECIFICATIONS

<b>Display Technology</b>	Single 0.65" DC3 DMD DLP® Technology by Texas Instruments™
<b>Native Resolution</b>	HD 1080p (1920 x 1080)
<b>Maximum Resolution</b>	WUXGA (1920 x 1200)
<b>Brightness</b>	2800 lumens
<b>Contrast Ratio</b>	25,000:1 (full on/full off)
<b>Displayable Colors</b>	1.07 Billion
<b>Lamp Life and Type*</b>	6500/6000/5000 (Bright/Eco/DB), 190W
<b>Projection Method</b>	Front, rear, ceiling mount, table top
<b>Keystone Correction</b>	±40° Vertical
<b>Uniformity</b>	>80%
<b>Offset</b>	116%
<b>Aspect Ratio</b>	16:9 Native, 4:3 compatible
<b>Throw Ratio</b>	0.5 (distance/width)
<b>Projection Distance</b>	1.64'–11' (0.5–3.35 m)
<b>Image Size</b>	45.3"–303.2" (1.06–7.74 m)
<b>Projection Lens</b>	F=2.8, f=7.42 mm and focus
<b>Digital Zoom</b>	0.8 ~ 2.0
<b>Audio</b>	10-Watt speaker
<b>Noise Level</b>	26dB (Eco)
<b>Remote Control</b>	Backlit IR remote control
<b>Operating Temperature</b>	41–104°F (5–40°C), 85% max humidity
<b>Power Supply</b>	AC Input 100–240V, 50–60Hz, auto-switching
<b>Power Consumption</b>	Max 262W (Normal), Min 193W (Eco), <0.5W (standby-ECO)

### COMPATIBILITY SPECIFICATIONS


<b>Computer Compatibility</b>	WUXGA, UXGA, SXGA+, WXGA+, WXGA, SXGA, XGA, SVGA, VGA
<b>Video Compatibility</b>	NTSC, PAL, SECAM, SDTV (480i), EDTV (480p), HDTV (720p, 1080i/p)
<b>3D Compatibility<sup>†</sup></b>	Supports all HDMI 1.4a mandatory 3D formats (Frame pack, side-by-side, top-bottom) and up converts frame rate from 60Hz to 120Hz or 24Hz to 144Hz (i.e 60 or 72 frames per eye). 3D glasses are needed and are sold separately. Refer to user manual for details.
<b>Vertical Scan Rate</b>	24–85Hz, 120Hz
<b>Horizontal Scan Rate</b>	15.375–91.146KHz
<b>Latency</b>	< 14 msec
<b>User Controls</b>	Complete on-screen menu, adjustments in 27 languages
<b>I/O Connection Ports</b>	Two HDMI v1.4a, 3D VESA, audio-out, USB mini-B, 12V trigger
<b>Loop Through (Audio)</b>	<i>Audio:</i> VAO audio out, HDMI VAO audio out supported (VAO in normal mode, fixed in Standby)

### PHYSICAL SPECIFICATIONS

<b>Security</b>	Kensington® lock, security bar and keypad lock
<b>Weight</b>	6 lb (2.7 kg)
<b>Dimensions (W x H x D)</b>	12.4" x 4.0" x 8.8" (315 x 102 x 224 mm)

\*Lamp life is dependent on many factors, including lamp mode, display mode, usage, environmental conditions and more. Lamp brightness can decrease over time.

†3D content can be viewed with either RF or DLP Link active shutter glasses when projector is used with a compatible 3D player. RF 3D glasses require the use of the RF 3D emitter. Please visit [www.OptomaUSA.com](http://www.OptomaUSA.com) for more information



### Warranty

1-Year Limited Parts and Labor, 90-Days on Lamp

### What's in the Box (Standard Accessories)

GT1080 projector, carrying case, lens cap, HDMI cable, AC power cord, remote control, batteries for remote, multilingual CD-ROM, user's manual, quick start card, and warranty card.

### Optional Accessories

Ceiling mount, Optoma screen, DLP® Link™ 3D glasses, RF 3D glasses, RF 3D emitter, wireless HDMI system and HDBaseT kit

### Accessory Part Numbers

Lamp: SP.8VH01GC01	Remote: SP.8ZE01GC01
Power cord (11M): BC-PUPIX11	Mount: BM-5001U
RF 3D glasses: ZF2300GLASSES	RF 3D emitter: BC300
DLP® Link™ 3D glasses: BG-ZD301	Carrying case: SP.8VH03GC01
Single-Cat6 HDBaseT kit: EVBMN-M110	Wireless HDMI system: WHD200

UPC 796435 81 211 9

[www.OptomaUSA.com](http://www.OptomaUSA.com)

