

# CLASSIC SERIES POWER CONDITIONERS (20 AMP)



Furman brings together superior protection and outstanding performance in a sturdy, rack-mountable design. Classic Series Power Conditioners feature Series Multi-Stage Protection (SMP), Linear Filtering Technology (LiFT), Extreme Voltage Shutdown (EVS), and offer a new industrial design and full feature set engineered specifically for the A/V professional.



## PL-PRO C FEATURES



## PL-PRO DMC FEATURES



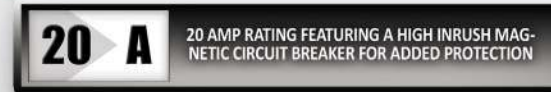
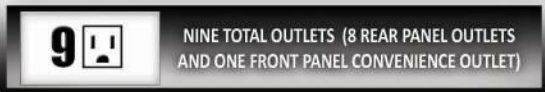

## PL-PRO REAR PANEL (ALL MODELS)

ALL PL PRO UNITS FEATURE FURMAN'S "SECURE STRAPS" WALL WART LOCKING SYSTEM.

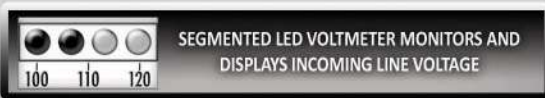


# THE POWER OF **FURMAN** TECHNOLOGY


ALL CLASSIC MODELS FEATURE



PL-PRO C FEATURES:



PL-PRO DMC FEATURES:



## CLASSIC SERIES REAR PANEL



## CLASSIC SERIES SPECIFICATIONS

MAXIMUM OUTPUT CURRENT:  
20 AMPS

LINE CORD:  
CAPTIVE 3/12 AWG, 10 FT BLACK CORD WITH NEMA 20 PLUG

PULL OUT LIGHTS:  
TWO MULTI-LED, DIMMABLE LAMPS

BNC SOCKET W/SWITCH:  
REAR RACK LAMP, 12VAC 500MA MAX (LAMP NOT INCLUDED)

OPERATING VOLTAGE:  
90 TO 139 VAC

OVER VOLTAGE SHUTDOWN:  
140 VAC NOMINAL

SPIKE PROTECTION MODES:  
LINE TO NEUTRAL, ZERO GROUND LEAKAGE

SPIKE CLAMPING VOLTAGE:  
188 VAC PEAK @3,000 AMPS

RESPONSE TIME:  
1 NANOSECOND

MAXIMUM SURGE CURRENT:  
6,500 AMPS

NOISE ATTENUATION:  
10 DB @ 10KHZ, 40 DB @ 100KHZ, 50 DB @500 KHZ

DIMENSIONS:  
19" W x 10.5" D x 1.75" H

WEIGHT:  
12 LBS.

POWER CONSUMPTION:  
12 WATTS