







WU515T

ProScene WUXGA Installation projector



-  **4 corner Geometric Correction** for easy installation of basic stacking solutions or on uneven walls
-  **1.8x Zoom** - excellent image from a short or long distance
-  **Vertical/ Horizontal keystone and lens shift** for various applications
-  **Bright Projection at 6000 ANSI lumens** for large installations
-  **Full Control over LAN and RS-232** using Crestron, IP Link, Extron PJ-Link, and Telnet
-  **Built-in HDBaseT** ideal for long cable runs in the install environment



PRO|SCENE

The Optoma WU515T is a WUXGA professional Installation projector, ideal for corporate environments, house of worship and Pro-AV installs. WU515T DLP technology provides accurate colors and great contrast for dark and white images. This great projector is furnished with advanced features to facilitate a quick installation.

Features include: Four corner correction (ideal for image stacking or uneven walls) , Horizontal and Vertical Lens shift and Keystone together with x1.8 zoom ratio, permit an quick setup and easy usability from any angle.

Equipped with a variety of inputs, including HDBaseT, HDMI built in MHL technology, allows you to connect to a wide variety of HD devices to easily display your content. In addition, the environmentally friendly WU515T has energy saving features including Eco+ lamp power management, <0.5W standby mode and auto power off, saving you both time and money by prolonging your lamp life.




CONNECTIVITY (May require optional accessories)



Technology/Features



WU515T – WUXGA: Perfect for High Resolution Professional Installations



- | | | |
|--------------------------|------------------------|------------------------|
| 1. Kensington™ Lock Port | 10. VGA-Out | 19. RS-232C |
| 2. Power | 11. S-Video | 20. Composite Video |
| 3. HDBaseT | 12. Audio3-In (RCA) | 21. Audio2-In (3.5 mm) |
| 4. LAN | 13. Audio1-In (3.5 mm) | 22. Wired Remote |
| 5. micro USB (service) | 14. Audio-Out (3.5 mm) | 23. MIC-In (3.5 mm) |
| 6. HDMI1-In (MHL) | 15. USB (Power 1.5a) | 24. Key Pad |
| 7. HDMI2-In | 16. 3D Vesa | 25. Power On Button |
| 8. Display Port | 17. 12V Trigger | 26. Menu |
| 9. VGA1-In (YPbPr) | 18. VGA2-In (YPbPr) | 27. Information |



OPTICAL/TECHNICAL SPECIFICATIONS

Display Technology	Single 0.67" WUXGA chip, DLP® Technology by Texas Instruments™
Native Resolution	WUXGA (1920 x 1200)
Maximum Resolution	WUXGA (1920 x 1200)
Brightness	6000 ANSI lumens
Contrast Ratio	10,000:1 (full on/full off)
Displayable Colors	1.07 Billion
Lamp Life	5000/3000 hrs (ECO/Bright)
Lamp Type*	365W
Projection Method	Front, rear, ceiling mount, table top
Keystone Correction	±30° Vertical; ±30° Horizontal
Uniformity	80%
Offset	100% (±5% Variance)
Lens Shift	Vertical: +20% Horizontal: ±10% (constraints apply see user manual for details)
Aspect Ratio	16:10 (Native), 4:3, Auto
Throw Ratio	1.26:1~2.16:1
Projection Distance	4.26'~25.59' (1.3~7.8 m)
Image Size	27.9"~301.8" (0.71~7.66 m) diagonal 16:9
Projection Lens	F=17.63~31.36 mm; manual focus
Optical Zoom	1.8x Manual zoom
Digital Zoom	0.8~2.0
Audio	20-Watt
Noise Level	28dB
Remote Control	IR and wired control
Operating Temperature	41~113°F (5~45°C), 85% max humidity
Power Supply	AC input 100~240V, 50~60 Hz, auto-switching
Power Consumption	445W (Bright), 335W Max (ECO), <0.5W (Standby)
High Altitude	Operating Temperature at sea level 10,000 feet = 73.4°F (23°C) max; must manually switch to high altitude mode at 5,000 feet

PHYSICAL SPECIFICATIONS

Security	Kensington® lock port, security bar and password protection
Weight	13 lb (5.9 kg)
Dimensions (W x H x D)	16.7" x 6.3" x 13.5" (424 x 160 x 344 mm)

COMPATIBILITY SPECIFICATIONS

Computer Compatibility	UXGA, SXGA, XGA, SVGA, VGA, WXGA, HD, Mac
Video Input Compatibility	PAL (B, D, G, H, I, M, N, 4.43MHz), NTSC (M, J, 3.58MHz, 4.43MHz), SECAM (B, D, G, K, K1, L, 4.25, MHz, 4.4MHz, 480i/p, 576i/p, 720p(50/60Hz), 1080i(50/60Hz) 1080p(24/50/60Hz)
3D Compatibility†	Side-by-Side: 1080i(50/60Hz) Frame-pack: 1080p(24Hz), 720p(50/60Hz) Over-Under: 1080p(24Hz), 1080i(50/60Hz), 720p(50/60Hz) 3D glasses are needed and are sold separately. Refer to user manual for details.
Vertical Scan Rate	24–85 Hz (120 Hz for 3D feature projector)
Horizontal Scan Rate	15.375–91.146 KHz
I/O Connection Ports	1x HDBaseT, 1x Display port, 2x HDMI 1.4a + MHL, 2x VGA-In, 1x VGA out, Composite Video, S-Video, 3x Audio-In (stereo, 3.5mm and RCA), 1x Audio-Out (3.5mm jack), 1x Mic in (3.5mm jack), 12v trigger, USB type-A 5V, 3D Sync vesa port, RS-232C, mini-USB (service/control), RJ45, AC power (3 pin)

Warranty

3-Year Optoma Express Service, 1-Year on Lamp

In the Box (Standard Accessories)

WU515T projector, AC power cord, VGA cable, remote control, batteries, multilingual CD-ROM user's manual, basic user manual, and warranty card

Optional Accessories

Universal ceiling mount, Optoma screen, DLP® Link™ 3D glasses, wireless HDMI system

Accessory Part Numbers

Lamp: BL-FU365A	Remote: SP.72101GC01
RF 3D Glasses: ZF2300Glasses	RF 3D Emitter: BC300
DLP® Link™ 3D glasses: ZD302	
Universal ceiling mount: OCM815B, OCM815W, OCM818B-RU, OCM818W-RU	
Wireless accessories: WHD200, HDCast Pro - Black, WPS-PRO, BI-EXTBG03	

UPC 796435 41 961 5

*Lamp life is dependent upon many factors, including lamp mode, display mode, usage, environmental conditions and more. Lamp brightness can decrease over time.

† 3D content can be viewed with RF of DLP® Link active shutter 3D glasses when projector is used with a compatible 3D player. RF 3D glasses require the use of an RF 3D emitter and a projector with a 3D VESA Sync port. Please visit www.OptomaUSA.com for more information.